

Ci Anywhere enterprise architecture:

A deep dive into the concepts behind Ci Anywhere
as a powerful enterprise-wide platform

Shane Petersen, Technology Architect, TechnologyOne

technologyone

USER(GROUP)

ASSET INTENSIVE | 25-26 JUL - MELBOURNE

26 July 2018

Commercial in confidence

Our Enterprise Vision

We are one of only a few global enterprise vendors

- Suite of 14 products
- Deeply integrated
- Best of Breed functionality
- Common platform
- Consistent user interface

The power of a single, integrated, enterprise solution to streamline your business, reduce costs and embrace new technologies





Financials



Asset
Management



Supply Chain



Human
Resource & Payroll



Business
Intelligence



Budgeting
& Forecasting



Spatial



Performance
Planning



Property
& Rating



Student
Management



Enterprise Content
Management



Enterprise
Cash Receipting



Stakeholder
Management



Business Process
Management

Enterprise software



technologyone

Transforming business, making life simple



Control Plane



Self Service



Shared
Software



Auto Scale



Automation



Trust



Resiliency



Insights

Cloud services platform



technologyone

Transforming business, making life simple



Application
Tier



Storage
Tier



Network
Edge

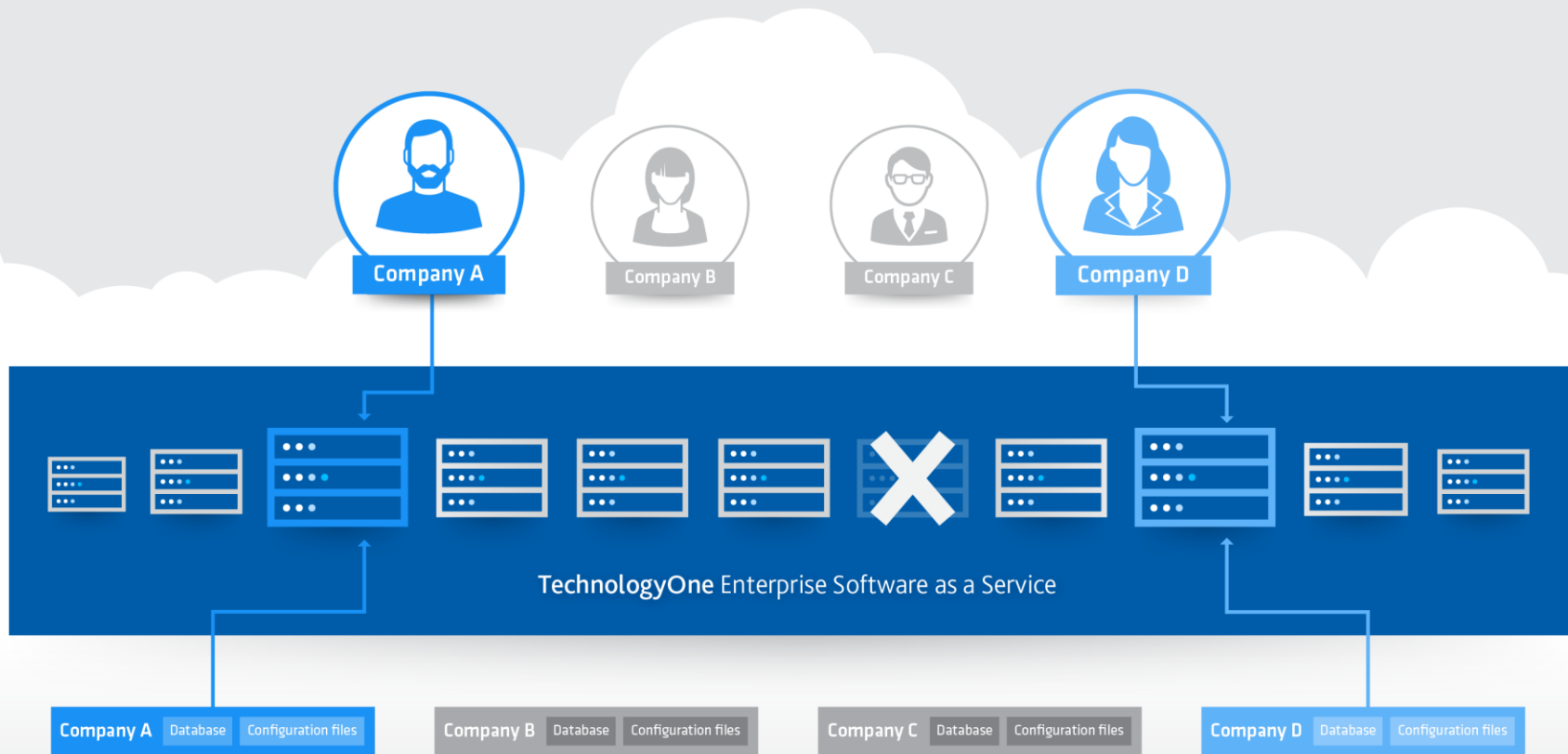
IaaS providers

technologyone

USER(GROUP)

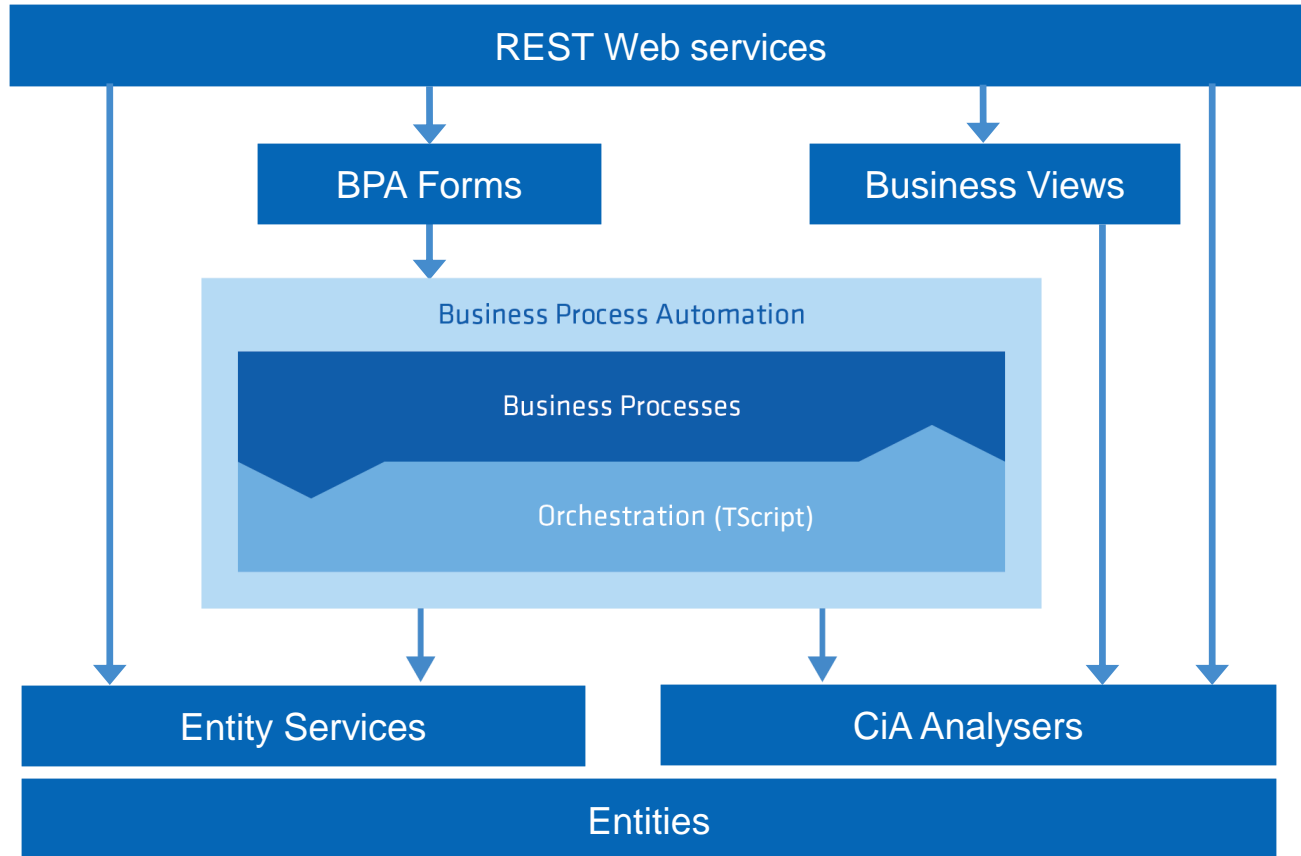
ASSET INTENSIVE

SaaS - Mass Production - Highly Configurable Experience



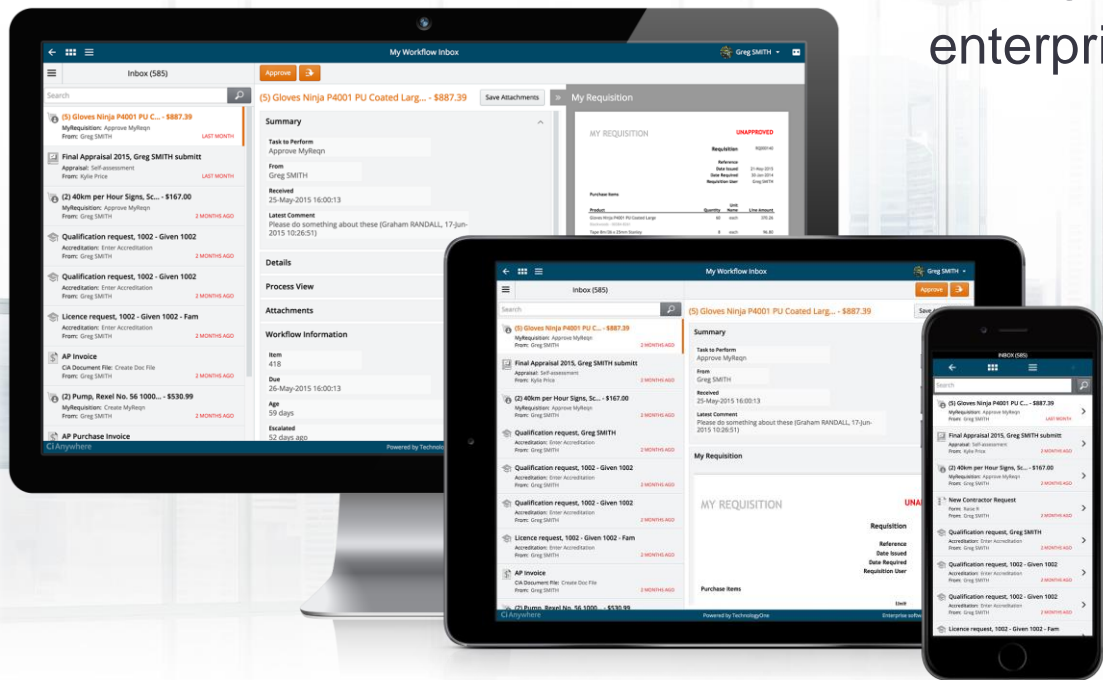
Multi-tenant infrastructure, single-tenant database

CiA Services and Automation Architecture



Flow across many devices in the course of a day

We are delivering our entire enterprise suite on mobile devices



Enterprise Software
intelligently adapts
to the devices

technologyone
USER(GROUP)
ASSET INTENSIVE

No carve outs



All functionality available
on all devices

Responsive Design

- Key Usability Features



Common UI patterns



Dynamic Information on tiles



Rich search features



Landscape and portrait mode



Recent list



WCAG 2.0 AA



Workplace customisation

Demonstration



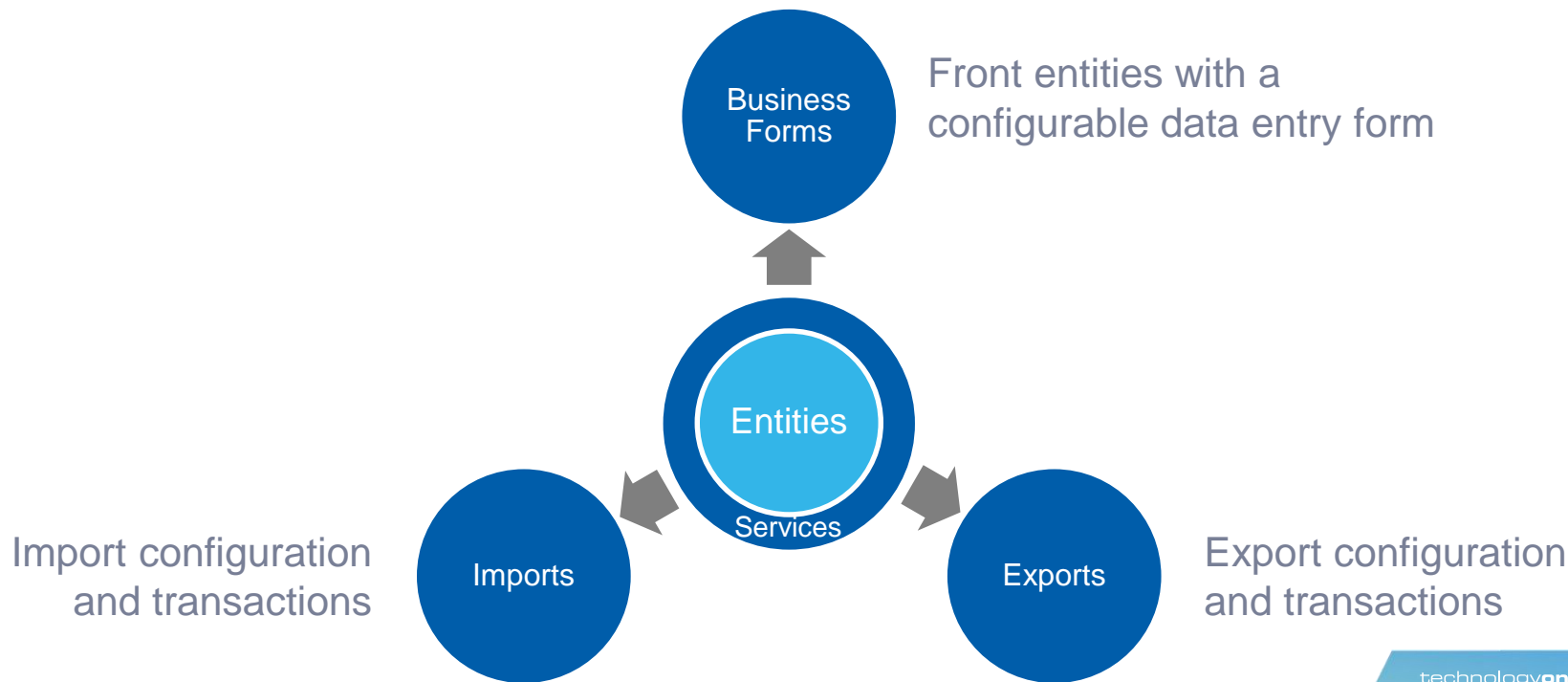
technologyone
USER(GROUP)
ASSET INTENSIVE

Information Architecture

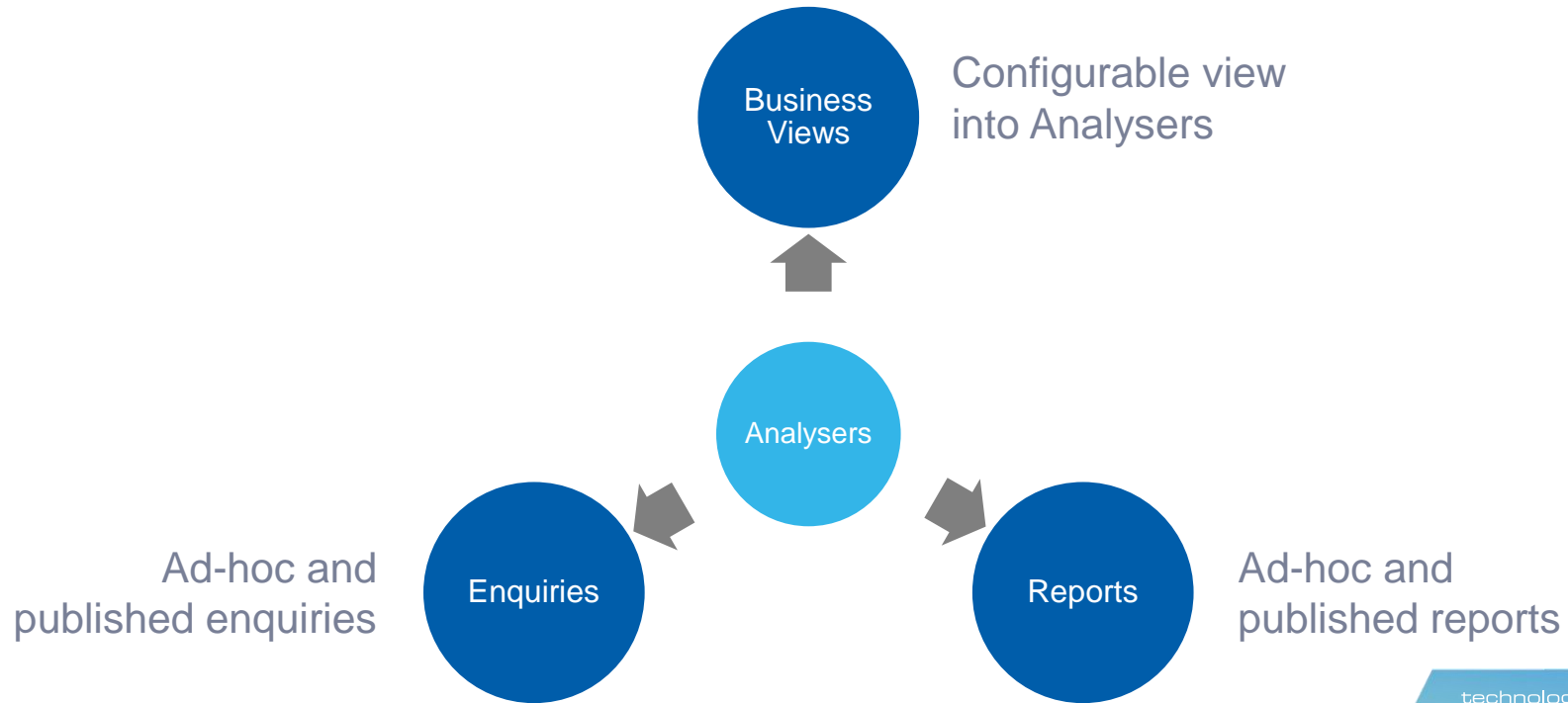


technologyone
USER(GROUP)
ASSET INTENSIVE

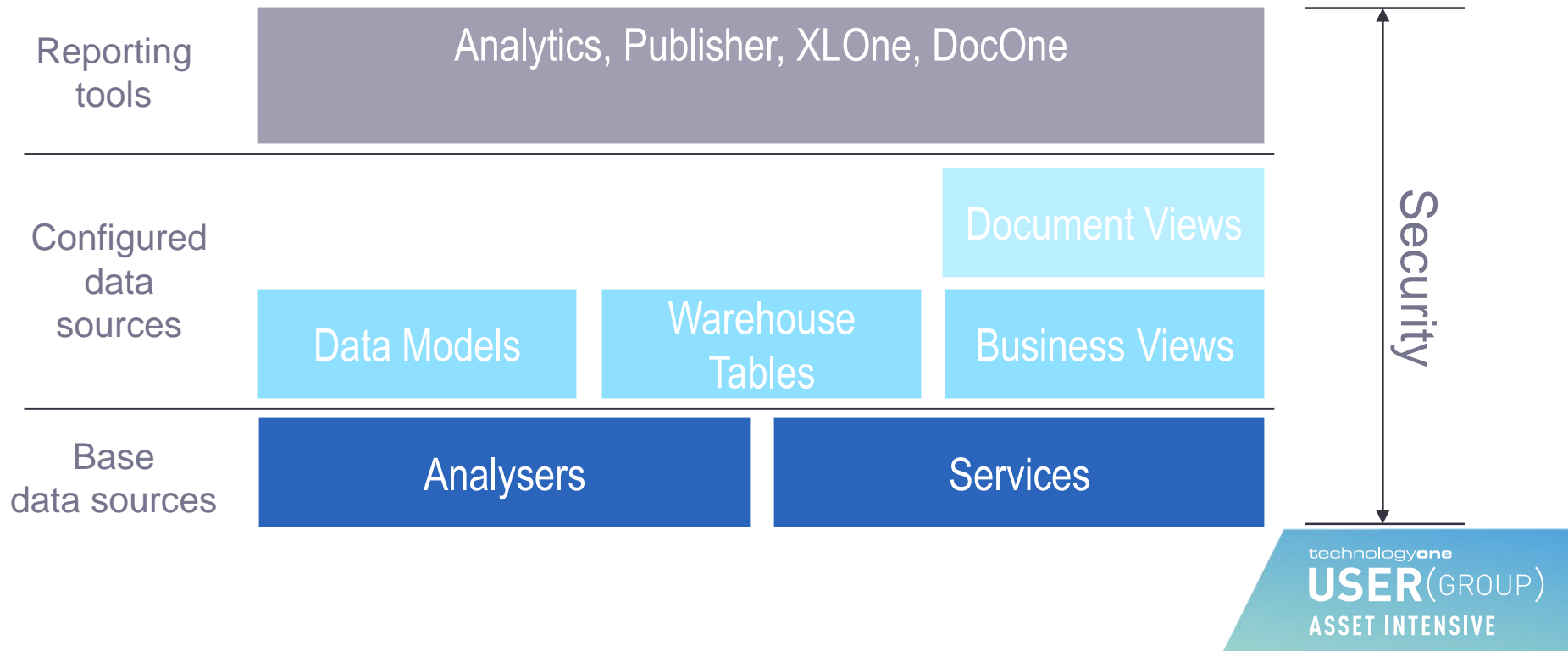
Ci Anywhere Information Architecture



Ci Anywhere Information Architecture



Reporting data sources



Security



Requires HTTPS



Authenticate every request
SAML 2.0



Multiple levels of security

- User authentication layer
- Business layer data security
- Web Services access layer



technologyone

USER(GROUP)

ASSET INTENSIVE

Site Settings in CiA

←

HOME

MENU

Enterprise search

Site Settings

Shane Petersen

?

Authentication

Authentication Types

Portals

Session Timeouts

Google reCaptcha

OAuth IdP Clients

Security Scheme

Workplace Settings

Environment

Quick Text Codes

Regions

TechnologyOne University

Themes

Beta Features

Welcome Screen

Email

Digest Preferences

Email Configurations

Office

Office Add Ins

Office Online (Enabled)

Address and Routing

Address Providers


Address Systems

Routing Providers

System

Site Permissions

Authentication




Authentication Types

Authentication method settings

OAuth, SAML, etc.


View



Portals

Log on page settings


View



Session Timeouts

User session settings


View



Google reCaptcha

Google reCaptcha settings


View



OAuth IdP Clients

Configure CI Anywhere as an Identity Provider

View



Security Scheme

Set up the Security Scheme


View

Authentication

Authentication Types

+ Add


4 records.



\$\$1_GUEST_StandardAuth

Standard Authentication


View



\$\$1_THIRDPARTY_StandardAuth

Standard Authentication


View



Google reCaptcha

Google reCaptcha

View



PRONLINESERVICE_StandardAuth

Standard Authentication

View

Enterprise software, incredibly simple. Discover 2018B Powered by TechnologyOne

Information Security Functionality in CiA

The screenshot displays the 'Information Security' dashboard in CiA. The interface includes a top navigation bar with 'Enterprise search' and a user profile 'Shane Petersen'. A left sidebar lists various security categories: User Activity, Security Events, Secure Data, Logs, System, and System Administrators. The main content area features a grid of log categories, each with a user icon, title, log count, and a 'View' button. A right-hand panel titled 'User Activity Logs - Core Enterprise Suite' shows a detailed log table with 23 records.

User Activity

Log - Core Enterprise Suite
22369 Logs [View](#)

Log - Property & Rating
17754 Logs [View](#)

Log - Student Management
349 Logs [View](#)

Log - Enterprise Content Management
1031 Logs [View](#)

Log - Enterprise Cash Receipting
93 Logs [View](#)

Configuration - Core Enterprise Suite
[View](#)

Configuration - Property & Rating
[View](#)

Configuration - Student Management
[View](#)

User Activity Logs - Core Enterprise Suite

1 - 23 of 22,369 records.

Timestamp	Function	Success	Message	User
23-Jul-2018 15:21:26	\$TBKMS.NIMESTE.ENQ	✓	Viewed Function: Information Security	Shane Peters
23-Jul-2018 12:39:18	\$TB.SF.EXPLORER.ENQ	✓	Viewed Function: Server Folder Explorer	Shane Peters
23-Jul-2018 12:39:13	\$TB.SF.MYENQ	✓	Viewed Function: Server Folders	Shane Peters
23-Jul-2018 12:21:57	\$TB.FRM.DEF.ENQ	✓	Viewed Function: Forms Administration	Shane Peters
23-Jul-2018 11:42:10	\$TB.BPM.TASK.MYIBX	✓	Viewed Function: \$TB.BPM.TASK.MYIBX	Shane Peters
20-Jul-2018 14:26:57	\$TB.BPM.TASK.MYIBX	✓	Viewed Function: \$TB.BPM.TASK.MYIBX	Shane Peters
20-Jul-2018 14:22:42	AB.PER.PER.MENQ	✓	Viewed Function: Permits	Shane Peters
20-Jul-2018 14:22:03	\$TB.FRM.RI.LO.UO.FORM	✓	Viewed Function: Fill Out Form	Shane Peters
20-Jul-2018 11:35:24	\$ASC.ASSET.MINT	✓	Viewed Function: Asset	Gordon Steri
20-Jul-2018 11:34:55	\$ASC.ASSET.LST	✓	Viewed Function: Assets	Gordon Steri
20-Jul-2018 11:22:27	\$TB.FRM.DEF.MNT	✓	Viewed Function: Form Design	Shane Peters
20-Jul-2018 11:22:12	\$TB.FRM.DEF.ENQ	✓	Viewed Function: Forms Administration	Shane Peters
20-Jul-2018 11:20:51	\$TB.BPM.TASK.MYIBX	✓	Viewed Function: \$TB.BPM.TASK.MYIBX	Shane Peters
20-Jul-2018 11:18:47	\$TB.BPM.PROCESS.MINT	✓	Viewed Function: Business Process	Shane Peters
20-Jul-2018 10:45:09	\$TB.BPM.PROCESS.ENQ	✓	Viewed Function: Business Process Administration	Shane Peters
20-Jul-2018 10:45:00	\$TB.BPM.PROTASKE.ENQ	✓	Viewed Function: Business Process Administration	Shane Peters
20-Jul-2018 10:43:59	\$TB.BPM.TASK.MYIBX	✓	Viewed Function: \$TB.BPM.TASK.MYIBX	Shane Peters
20-Jul-2018 10:43:01	\$TB.FRM.RI.LO.UO.FORM	✓	Viewed Function: Fill Out Form	Shane Peters
20-Jul-2018 10:42:14	\$TB.BPM.PROCESS.ENQ	✓	Viewed Function: Business Process Administration	Shane Peters
20-Jul-2018 10:42:05	\$TB.BPM.PROCESS.MINT	✗	Function access to Business Process has expired	Shane Peters
20-Jul-2018 10:39:33	\$TB.FRM.RI.LO.UO.FORM	✓	Viewed Function: Fill Out Form	Shane Peters
20-Jul-2018 10:35:34	\$TB.FRM.DEF.MNT	✓	Viewed Function: Form Design	Shane Peters
20-Jul-2018 10:35:22	\$TB.FRM.DEF.ENQ	✓	Viewed Function: Forms Administration	Shane Peters

Enterprise software. Incredibly simple. **Discover 2018A** Powered by TechnologyOne

Want more information on this session?

If you would like to find out more information about this session, [request more information here](#) and a member of the appropriate team will contact you.

technology**one**

USER(GROUP)

ASSET INTENSIVE | 25-26 JUL - MELBOURNE

26 July 2018

Commercial in confidence

technology**one**

Transforming business, making life simple